



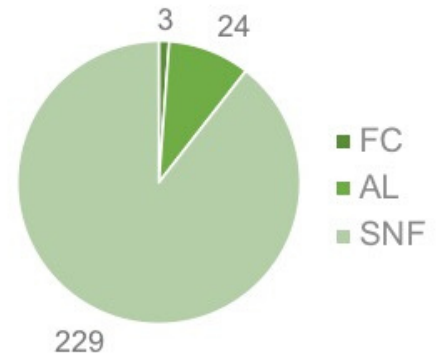
The Green House Project COVID Study Report (June 2020)

Methods

- Sample
 - ✓ Includes 68 organizations.
 - ✓ 298 Green House Homes.
 - ✓ Serves 3,247 elders at full occupancy.
 - ✓ Includes active and inactive organizations.
- Emailed Questionnaire
 - ✓ Content includes confirmed COVID-19 cases and deaths for elders and staff.
 - ✓ Initial questionnaire sent out on 6/2/20.
 - ✓ Data reported: 2/1/20 to 5/31/20.
 - ✓ Monthly updates June – October 2020.

No. of Green House Home Responses by License Type

Skilled Nursing: 229
Assisted Living: 24
Family Care: 3



Response Rate

- 84% (n=57) response rate.
- 4% (n=3) declined participation.
- 12% (n=8) have not responded.
- The responses include 254 Green House Homes which serve 2,801 elders when fully occupied.
- 89% (n=51) Active Green House Communities & 11% (n=11) Inactive Green House Communities.*

*Inactive Green House homes were originally built and operated as Green House homes but have since declined to remain part of the GHP network.

Green House Homes with Confirmed COVID-19 Cases & Deaths and Green House Homes without Cases, Across All License Types

Confirmed Cases and Deaths Per License

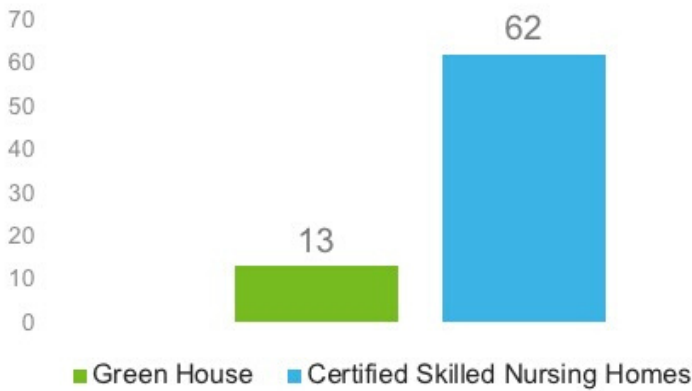
License Type	Number of Orgs	No. of GH Homes	No. of Elders Served on 5/31/20	No. of Homes with Positive Cases	No. of confirmed COVID-19 Positive Cases for Elders	No. of COVID-19 Related Deaths
Skilled Nursing	45	229	2,384	11	32	1
Assisted Living	13	24	266	2	15	3
Family Care	2	3	24	0	0	0

Green House Homes without COVID-19 Cases

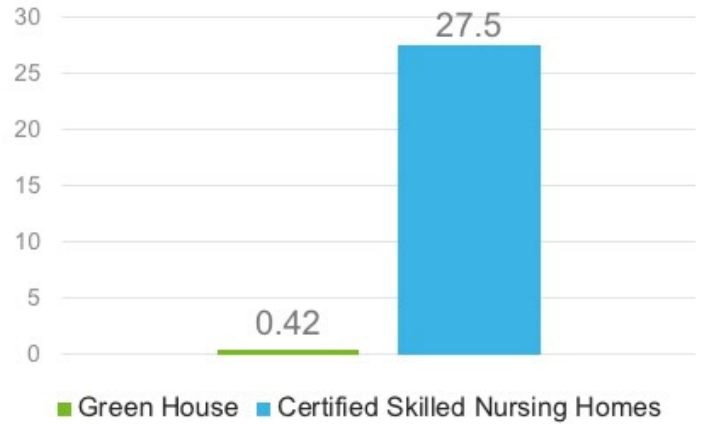
Group	% COVID-Free
Overall (all licenses)	95%
Skilled Nursing	95%
Assisted Living	92%
Family Care	100%

Confirmed Elder Cases and Deaths in Green House SNFs

Green House Skilled Nursing COVID-19 Confirmed Elder Cases Compared with National Nursing Home Data, Per 1,000 Nursing Home Residents (Data Period 2/1/20 – 5/31/20)

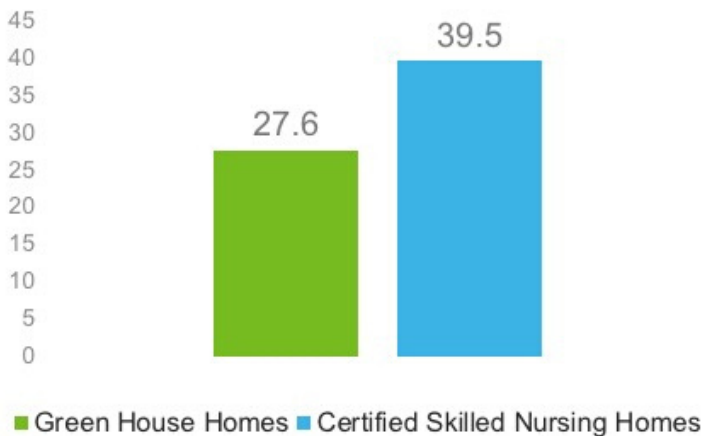


Green House Skilled Nursing COVID-19 Elder Deaths Compared with National Nursing Home Data, Per 1,000 Nursing Home Residents (Data Period 2/1/20 – 5/31/20)



Confirmed Staff Cases and Deaths in Green House SNFs

Green House Skilled Nursing COVID-19 Staff Confirmed Cases Compared with National Nursing Home Data, Per 1,000 Nursing Home Residents (Data Period 2/1/20 – 5/31/20)



Green House Skilled Nursing COVID-19 Staff Deaths Compared with National Nursing Home Data, Per 1,000 Nursing Home Residents (Data Period 2/1/20 – 5/31/20)

